

ROP-100/EU • ROP-101/EU

MANUAL CALL POINT

rop-100_en 11/20

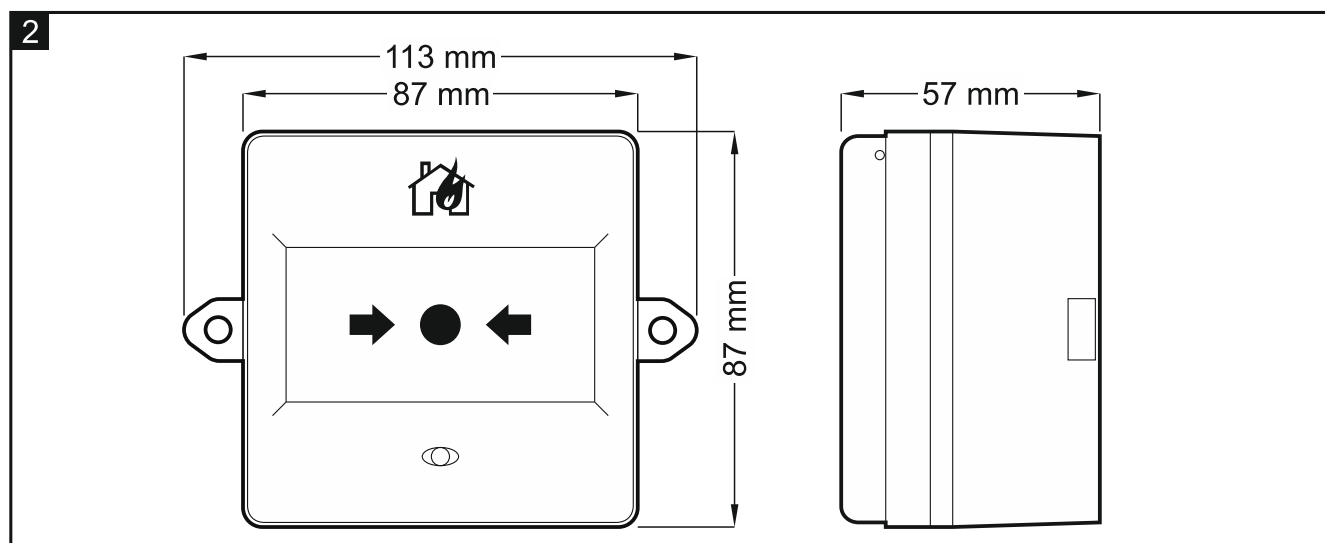
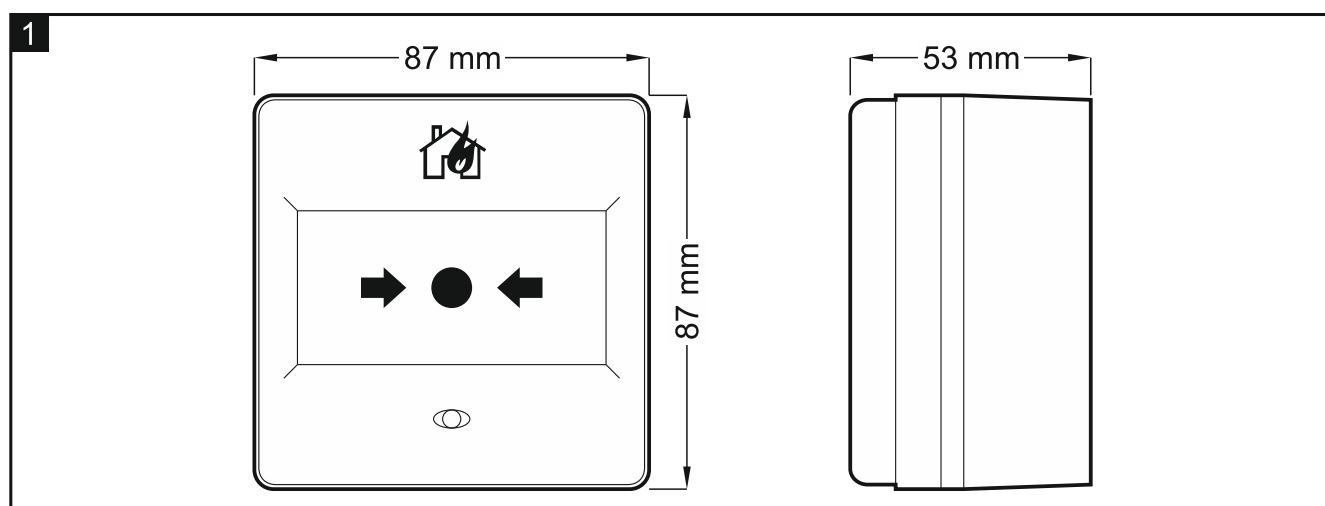
This manual covers the following devices:

ROP-100/EU- conventional manual call point for indoor applications (Fig. 1);

ROP-101/EU- conventional manual call point for outdoor applications (Fig. 2).

The manual call points enable manual actuation of a fire alarm if fire is noticed. They are designed to be used in conjunction with the CSP-104, CSP-108, CSP-204 and CSP-208 fire alarm control panels.

Prior to installation, read this manual carefully in order to avoid mistakes or errors which might result in malfunctioning of or even damage to the equipment. This manual contains guidelines for installation of the manual call points (MCPs) and their connection to the fire alarm control panel.



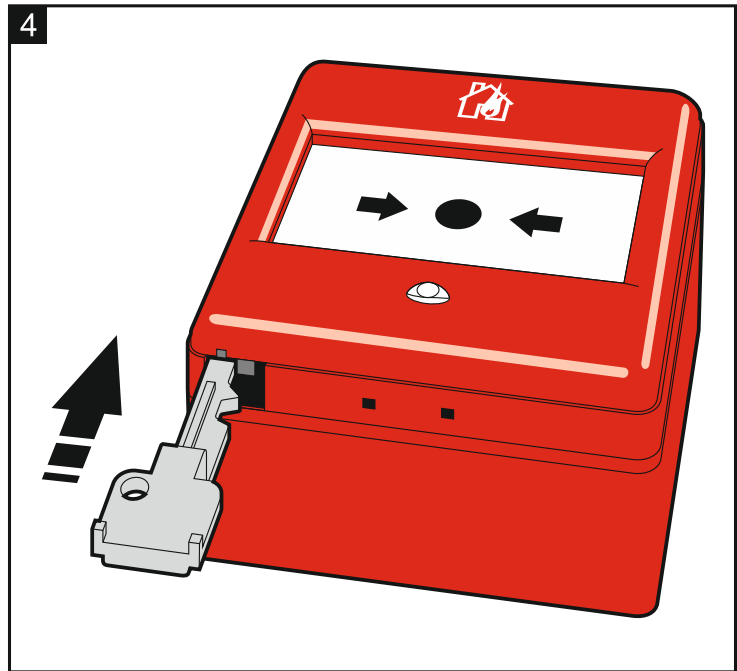
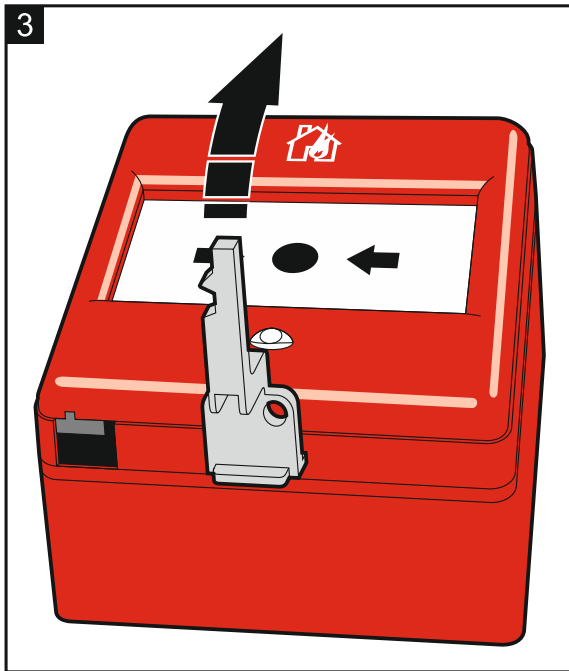
1. Features

- Glass (for single use) or plastic (for multiple use) pane.
- Key to enable:
 - testing;
 - resetting (if a plastic pane is used);
 - removal of enclosure cover.
- Red LED indicator of the manual call point activation.

2. Functional description

Pressing the pane results in opening the switch and thus triggering an alarm. The red LED will turn ON.

In order to reset the MCP, the key must be used. For the glass pane, use the key to remove the cover (Fig. 3) and replace the glass element. For the plastic pane, insert the key into the hole provided for this purpose (Fig. 4), and then pull it out to bring the plastic pane back into its correct position.



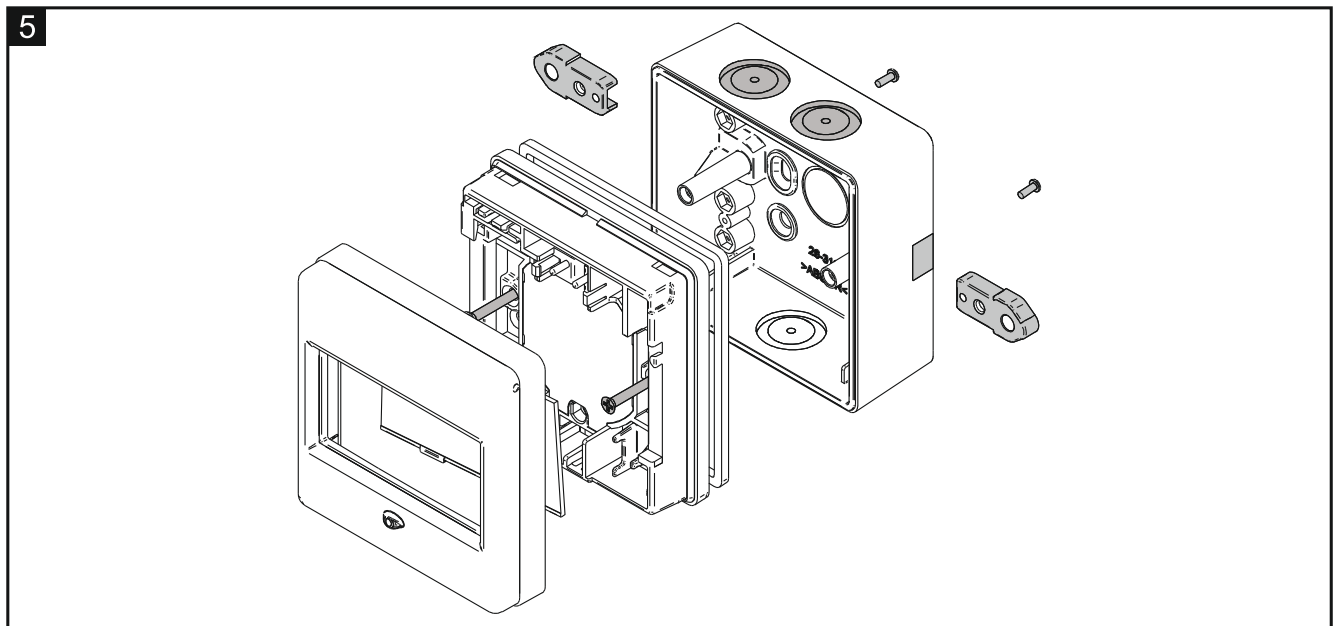
3. Installation

The manual call points must be installed in visible and easily accessible places.



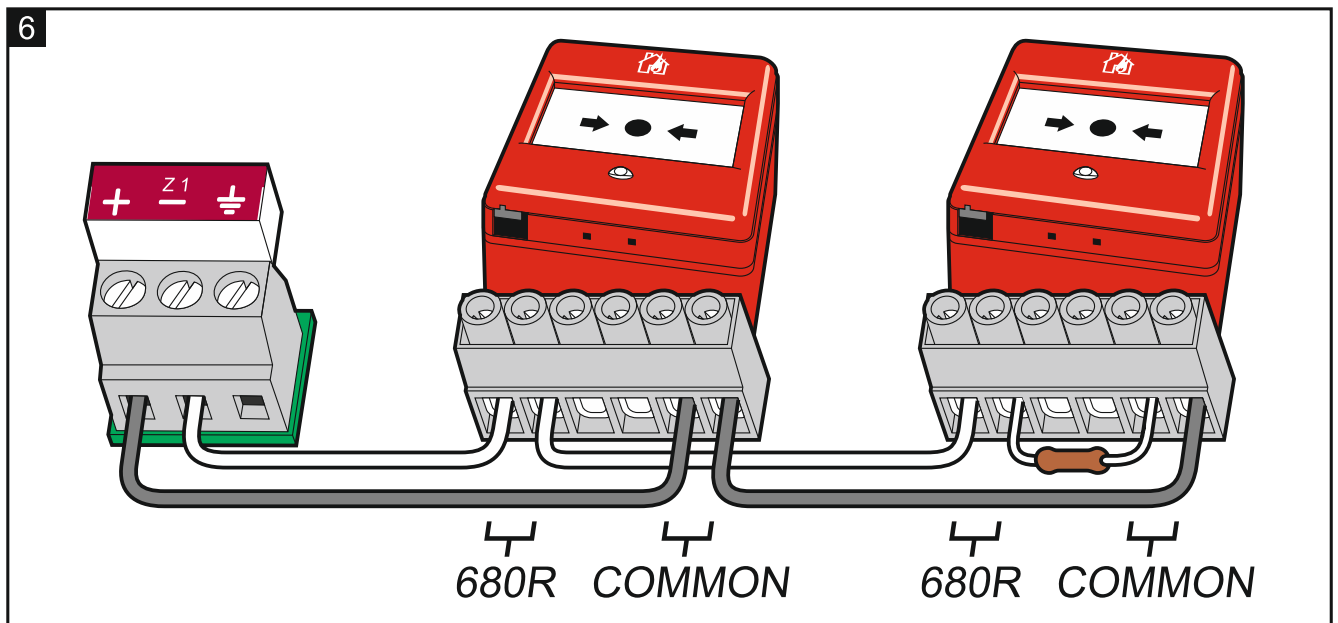
Disconnect power before making any electrical connections.

1. Run the cables to the enclosure base. In the case of ROP-101/EU, you must previously make a hole for the cable gland (see also Fig. 5).
2. Secure the enclosure base to the wall. In the case of ROP-101/EU, you must use some additional fastenings (see also Fig. 5).



3. Screw the cables to the corresponding terminals. Fig. 6 shows a typical connection of the manual call points to the fire alarm control panel.

Note: The ROP-BT base, provided with dedicated terminals for screen connection, is available in the product range offered by SATEL. The ROP-BT base can be used instead of the one included in the manual call point delivery set.



4. Use the key to remove the enclosure cover (Fig. 3).
 5. Screw the enclosure upper part to the base.
 6. Replace the cover.

4. Maintenance

The manual call points should be subject to regular checks to ensure they are working correctly. Periodic checks should be conducted at least every six months. In order to test the manual call point, use the key, which must be inserted into the hole located in the lower part of the MCP (Fig. 4). Inserting the key should initiate an alarm.

5. Specifications

Supply voltage	9...30 V DC
Standby current consumption	0 mA
Maximum current consumption	41 mA
Operating temperature range	ROP-100/EU -10...+55 °C
	ROP-101/EU -25...+70 °C
Maximum humidity	ROP-100/EU 95%
	ROP-101/EU 75%
Protection rating	ROP-100/EU IP24D
	ROP-101/EU IP66*
Enclosure dimensions	ROP-100/EU 87 x 87 x 53 mm
	ROP-101/EU 87 x 87 x 57 mm
Weight	ROP-100/EU 168 g
	ROP-101/EU 214 g

* Feature not confirmed during the process of assessment and verification of constancy of performance carried out by the CNBOP-PIB (Scientific and Research Centre for Fire Protection – National Research Institute, Poland). Feature confirmed in additional tests.

The ROP-100/EU / ROP-101/EU manual call point meets the essential requirements of the Regulation of the European Parliament and of the Council (EU) No. 305/2011 and the European Union Directives:

EMC 2014/30/EU Electromagnetic Compatibility Directive;

An EC Certificate of Conformity No. 1438-CPR-0342 was issued by the CNBOP-PIB Jozefow Certification Body for the ROP-100/EU / ROP-101/EU manual call point to confirm its compliance with the requirements of PN-EN 54-11:2004 + PN-EN 54-11:2004/A1:2006 standards.

The Certificate of Conformity can be downloaded from the **www.satel.eu** website.



SATEL Sp. z o.o. • ul. Budowlanych 66 • 80-298 Gdańsk • POLAND

1438

1438-CPR-0342

DOP/CPR/0342

EN 54-11

Fire safety. ROP-100/EU / ROP-101/EU manual call points, type A

Declaration of Performance No. DOP/CPR/0342

SATEL sp. z o.o. • ul. Budowlanych 66 • 80-298 Gdańsk • POLAND

tel. +48 58 320 94 00

www.satel.eu