

WZ-100

REMOTE ALARM INDICATOR

wz-100_en 06/15

The WZ-100 remote alarm indicator provides information by steadily lit LED that an alarm has been reported by a detector or group of detectors. It is designed to be interfaced with DMP-100, DRP-100 and DCP-100 detectors.

1. Installation

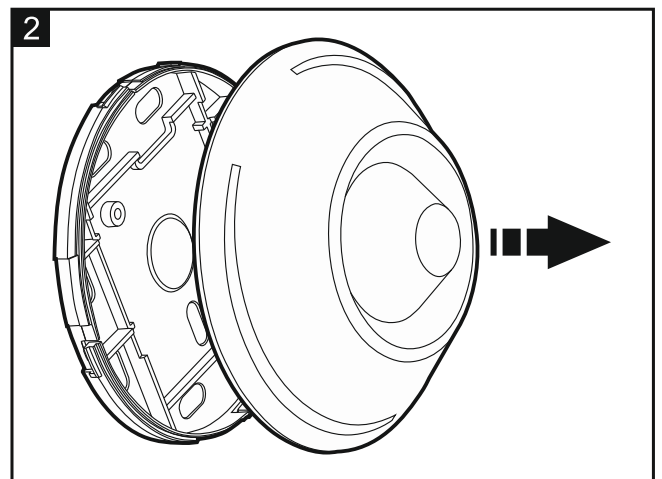
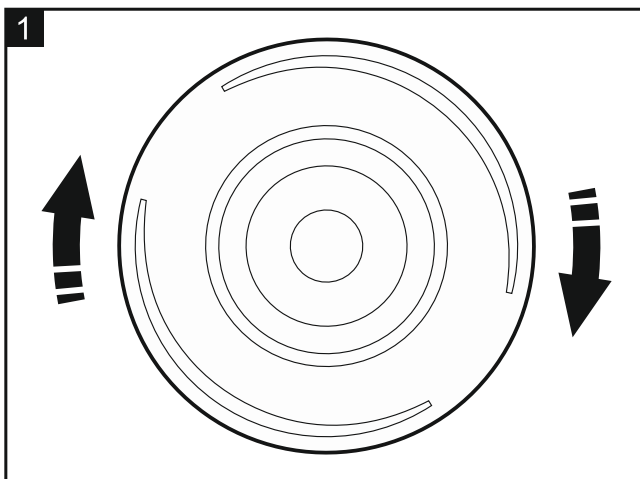
The remote alarm indicator is designed for indoor operation and should be installed in places where it will be well-visible.



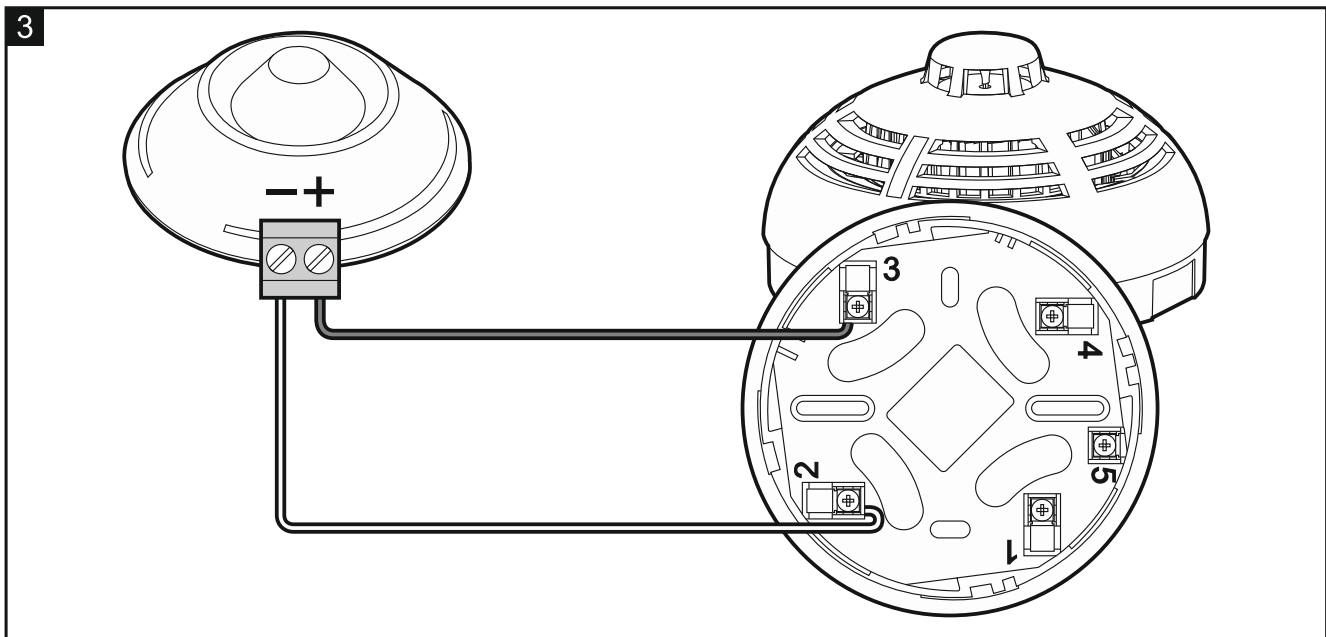
Disconnect power before making any electrical connections.

The length of wires connecting the indicator with the detector must not exceed 10 meters.

1. Turn the cover clockwise (Fig. 1) and remove it (Fig. 2).



2. Make holes for screws and cable in the enclosure base.
3. Run the cable through the hole in enclosure base.
4. Secure the enclosure base to the ceiling or wall, using wall plugs (screw anchors) and screws.
5. Screw the wires to the corresponding terminals. Connect the indicator terminal marked by the "-" sign to the terminal designated by the digit 2 in the detector base, and the terminal marked by the "+" sign – to the terminal designated by the digit 3 or 4. An example of connection of the remote alarm indicator to the detector is shown in Fig. 3.
6. Put the cover back and turn it counterclockwise.



2. Specifications

Supply voltage	up to 2.4 V DC
Average current consumption (from the detector)	4...4.4 mA
Permissible current (requires an external current limiter)	up to 10 mA
Operating temperature range	-10 °C...+55 °C
Maximum humidity	93±3%
Enclosure dimensions	ø 97 x 37 mm
Weight	48 g

The WZ-100 remote alarm indicator meets the essential requirements of the Technical Approval CNBOP AT-0117-0401/2013 and the essential requirements of the European Union Directive:

EMC 2004/108/ EC Electromagnetic Compatibility Directive.

A Polish Certificate of Conformity 2892/2013 was issued by the CNBOP-PIB Jozefow Certification Body for the remote alarm indicator to confirm its compliance with the requirements of the Technical Approval.

The Certificate can be downloaded from the **www.satel.eu** website.

The Declaration of Conformity, designated SATEL/B/2892/2013, of 2013-08-27 for the WZ-100 remote alarm indicator is available, upon request, from the Manufacturer.